

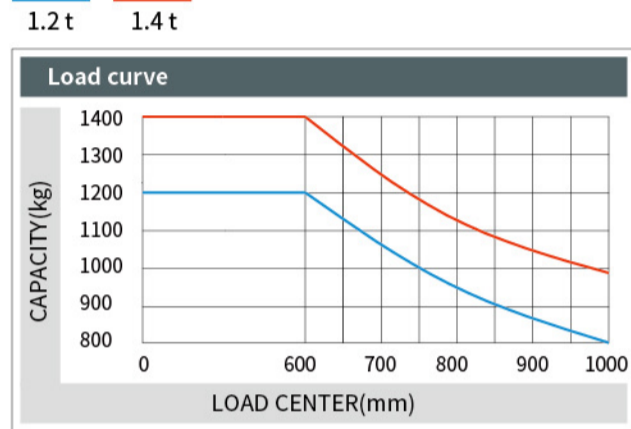
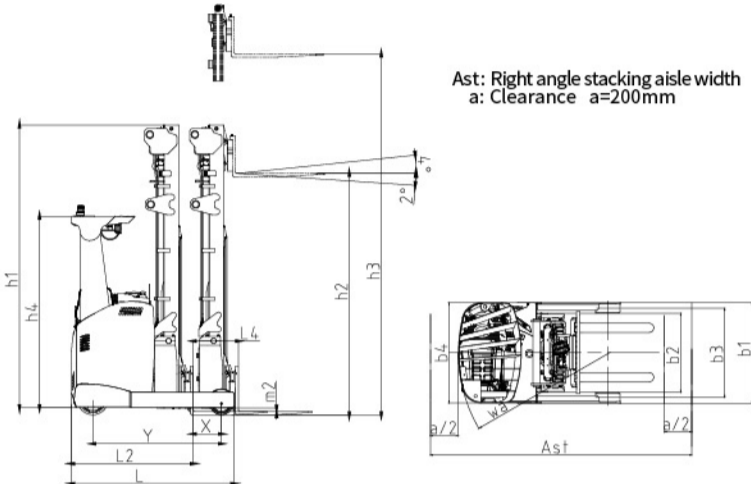
WIDE VIEW FULL FREE 3-STAGE MAST

Mast model	Max. lifting height (mm)	Load capacity (load center 600mm)(kg)		Mast overall height (mm)	Free lifting height (with backrest) (mm)	Service weight(kg)		Fork tilt angle (front/rear) α/β
		CQD12	CQD14			1.2-1.4t	1.2-1.4t	
ZSM460	4600	1200	1400	2314	1280	2914	3034	2°/4°
ZSM480	4800	1200	1400	2381	1340	2929	3049	2°/4°
ZSM540	5400	1200	1400	2581	1540	2971	3091	2°/4°
ZSM570	5700	1200	1400	2681	1640	2993	3113	2°/4°
ZSM630	6300	1200	1350	2881	1840	3037	3157	2°/4°
ZSM675	6750	1050	1250	2982	1940	3061	3181	2°/4°
ZSM700	7000	950	1200	3065	2030	3130	3250	2°/4°
ZSM715	7150	-	1150	3115	2080	-	3261	2°/4°
ZSM750	7500	-	1100	3232	2190	-	3287	2°/4°
ZSM800	8000	-	950	3398	2360	-	3325	2°/4°

Note: The free lift height is 4600mm-6300mm when the truck is not assembled with backrest. The free lift height is 175mm increased and other height is 25mm increased.

WIDE VIEW MAST

Mast model	Max. lifting height (mm)	Load capacity (load center 600mm)(kg)		Mast overall height (mm)	Service weight(kg)		Fork tilt angle (front/rear) α/β
		CQD12	CQD14		1.2-1.4t	CQD12	
M290	2900	1200	1400	2200	2758	2878	2°/4°
M320	3200	1200	1400	2350	2780	2900	2°/4°
M360	3600	1200	1400	2550	2810	2930	2°/4°
M380	3800	1200	1400	2650	2824	2944	2°/4°
M400	4000	1200	1400	2750	2839	2959	2°/4°
M420	4200	1200	1400	2850	2854	2974	2°/4°
M440	4400	1200	1400	2950	2909	3029	2°/4°
M460	4600	1200	1400	3050	2924	3044	2°/4°
M500	5000	1100	1300	3250	2955	3075	2°/4°



Note: The vertical axis stands for load capacity and the horizontal axis stands for load center which is calculated from the front surface of the forks to the gravity of the standard load. The standard load means a cubic with 1000mm edge length. When mast is tilted forward, using non-standard forks or loading large goods, the load capacity will be reduced. The load capacity of standard mast at different load center can be known from this load chart.

RENEWABLE ENERGY TECHNOLOGIES



With the use of the excellent load-sensing steering system and AC controlling renewable energy technologies, the forklift is more energy-saving and the working hour of the battery is extended by 15%.

Manufacturer's Data and Design Characteristics

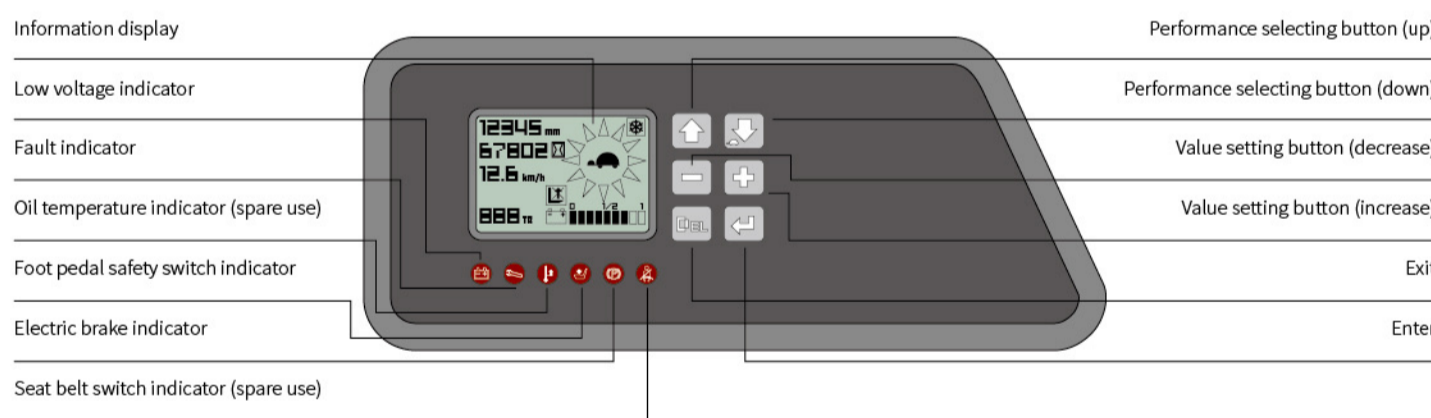
Character	CHL			
	CQD12		CQD14	
1.01 Manufacturer				
1.02 Model				
1.03 Configuration number	GB2S	GC2S	GB2S	GC2S
1.04 Load capacity	1200		1400	
1.05 Load center distance	C	mm	600	
1.06 Power mode	Battery Seated			
1.07 Driver mode				
1.08 Wheel base	Y	mm	1385	1435
Type	Polyurethaneated			
2.01 Tyre type				
2.02 Wheels, number front/rear(x=driven wheels)	1x/2		1x/2	
2.03 Track width, rear	b3	mm	986	986
2.04 Wheel size, rear			ø250x95	ø250x95
2.05 Wheel size, front			ø343x114	ø343x114
Size				
3.01 Lift height	h3	mm	4600	4600
3.02 Free lift	h2	mm	1280	1280
3.03 Mast height, lowered	h1	mm	2314	2314
3.04 Fork size, thickness × width × length	s/e/l	mm	40x122x1150	40x122x1150
3.05 Fork adjusting width			244-644	244-644
3.06 Fork tilt angle(front/rear)	α/β		2°/4°	2°/4°
3.07 Fork sideshifting			±55	±55
3.08 Truck body length(fork excluded)	L	mm	1760	1810
3.09 Length (the distance from the fork face to rear frame)	L2	mm	1309	1359
3.10 Truck body width	b1/b4	mm	1130/1120	1130/1120
3.11 Distance between support arms	b2	mm	880	880
3.12 Reach distance	L4	mm	509	504
3.13 Height of overhead guard(cab)	h4	mm	2215	2215
3.14 Ground clearance, below mast	m2	mm	75	75
3.15 Turning radius	Wa	mm	1625	1675
3.16 Load distance, centre of support arm wheel to face of fork	X	mm	313	312
3.17 Aisle width with pallet 1200×1200 across forks	Ast	mm	2891	2945
3.18 Aisle width with pallet 1000×1200 across forks	Ast	mm	2733	2787
Performance				
4.01 Travelling speed: with/without load	km/h		11/12	11/12
4.02 Lift speed: with/without load	m/s		0.38/0.58	0.36/0.56
4.03 Lowering speed: with/without load	m/s		0.5	0.5
4.04 Reach speed: with/without load	m/s		0.11/0.11	0.11/0.11
4.05 Maximum climbing ability: with/without load	%		10/15	10/15
Weight				
5.01 Total weight(with battery)	kg		2914	3034
5.02 Axle load, fork outreached, without load, front/rear	kg		1267/1647	1323/1711
5.03 Axle load, fork retracted, without load, front/rear	kg		1763/1151	1802/1232
5.04 Axle load, fork outreached, with load, front/rear	kg		601/3513	612/3822
5.05 Axle load, fork retracted, with load, front/rear	kg		1526/2588	1570/2864
Battery				
6.01 Battery voltage/capacity K5	V/Ah		48/310	48/360
6.02 Battery weight	kg		590	670
6.03 Battery box dimension	mm		1035x295x784	1035x352x784
Motor and controller				
7.01 Drive motor power	kW		6	6
7.02 lifting motor power	kW		11	11
7.03 Steering motor power	kW		0.4	0.4
7.04 Type of driving control	MOSFET/AC			
7.05 Type of lifting control	MOSFET/AC			
7.06 Type of steering control	MOSFET/AC			
7.07 Transmission box	HELI special transmission box			
7.08 Hydraulic system working pressure	Mpa		17.5	17.5

NOTE: *Detailed information about battery, please contact our salesman or engineer.



Reliable special designed instrument

The reliable special instrument gives a complete display of the vital information, like operation status, fault detection, etc. It ensures the operator predominate the vehicle status more intuitive and convenient.



Standard configuration

Optional

- AC travelling motor
- AC lifting motor
- AC steering motor
- ZAPI travelling motor controller
- ZAPI lifting motor controller
- ZAPI steering motor controller
- Electromagnetic brake
- DC/DC converter
- Low noisy gear pump
- Control valve (four throw)
- 4600mm three stage full free lift mast
- Integral sideshifter
- Standard fork
- Backrest
- Polyurethane tyre
- LED meter
- Front working light
- Warning light
- Rearview mirror with wide view angle
- Safety belt
- Blue warning light

- Three-stage full free lift mast (other lifting height)
- fork with other length
- Fork extension
- Lifting height pre-selector
- Monitoring system
- Reversing buzzer
- Other battery
- Germany hoppecker battery
- Italy FAAM battery
- Battery charger
- Customer made color
- Battery side pulling
- HELI smart fleet management system

MATERIALS HANDLING



1.2-1.4 t
G2 SERIES AC ELECTRIC
REACH TRUCK
(SIT-DOWN TYPE)



Manufacturer: ANHUI HELI CO., LTD.
NO.668 Fangxing Street, Economical Development Zone,
Hefei, P.R.China
TEL: 86-551-63639458
FAX: 86-551-63639966
WEBSITE: HTTP://WWW.CHLFORKLIFT.COM
E-MAIL: CHL@CHLFORKLIFT.COM

AUTHORIZED DEALER

*Details of specifications and equipment are based on information available at the time of printing and may change without notice.

1.2-1.4t

G2 SERIES AC ELECTRIC REACH TRUCK (SIT-DOWN TYPE)

Three phase AC type motor technology

- Three phase AC type motor control on travelling, lifting and steering
- Good acceleration
- Fast and sensitive respond on travel direction shifting Free from maintenance motor without carbon brush having long service life and low maintenance cost
- Energy regenerating during deceleration extending operation hours
- Max. travelling speed without load 20% increased
- Max. travelling speed with load 27% increased

Newly designed hydraulic system

- Newly designed hydraulic system with high working efficiency
- High power lifting motor
- MOSFET lifting speed governing electric controller
- New type low noisy gear pump
- Max. lifting speed without load 15% increased
- Max. lifting speed with load 25% increased

Optimized intelligent design

- ZAPI travelling motor controller
- ZAPI lifting motor controller
- ZAPI steering motor controller
- CAN bus technology
- Emergency power off of both main circuit and control circuit
- Parking brake on slope
- Operation sequence protection
- Travelling speed control
- Electric controller self protection
- Lifting height pre-selector (optional)

Advanced EPS electric powered steering

- EPS electric powered steering offering easy, flexible, high efficient and mute operation
- Steering motor controller
- Automatic centering function
- Real-time shifting between 180° steering mode and 360° steering mode
- Automatic limit on speed and accelerated speed when steering

Easy operated thumb switch

- To control hydraulic functions
- Clear operating units
- Proportional solenoid offering a stable and comfort lowering action



Displayer

- High quality meter displaying important operating data
- Display of traveling direction and drive wheel angle
- Display of 180°/360° steering mode
- Display of battery quantity and fault code
- Travelling mode selection
- Lifting lock indication
- Hour meter
- Labor hour display
- Time
- Fork height display (optional)

Overhead guard

- Fence on top of the overhead guard offering driver wide view
- Beveled view angle design with front ring beam meeting humanized requirements

Wide view mast

- Good view when loaded
- Integral sideshifter
- Mast vertical, fork tilt
- High residual load capacity at high lift height
- Lift height range:4600-8000mm
- Buffering during lifting and lowering
- Buffering on lifting and lowering limit
- Buffering when cylinder moving forward

Comfort cab

- Comfort cab offering driver good working environment and easy operation
- Easy reach to important operation
- Adjustable seat (seat position /backrest angle)



HELI smart fleet management system (optional)

- Vehicle positioning
- Remote diagnosis
- Remote monitoring
- Maintenance reminder
- Battery management
- Statistical form
- Vehicle management
- Identification recognition (optional)
- Weight management (optional)
- Collision management (optional)

